

**With our compliments**



Property of Avon Turf

# **AVON TURF CONTRACTORS**

201 Gloucester Road  
Patchway  
Bristol  
BS34 6ND

Tel: 0117 9691158



# **HOW TO LAY THE TURF**

## **Tools Required**

Spade, Fork, Rake and Plank.

## **Site Preparation**

The intended base for the lawn should first be rough dug. Large stones should be removed and the soil should then be broken down by treading and raking. It should be smooth and firm with the surface raked loose to allow the roots of the turf to penetrate.

## **Laying the Turf**

The turf will be delivered in lots. The lengths of the turf will vary slightly therefore making it unnecessary to bond them like bricks.

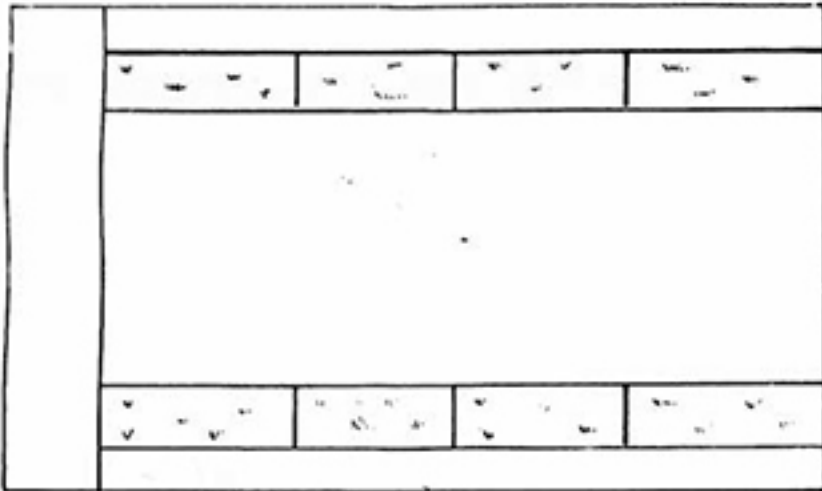
Two opposite sides of the lawn should be laid first (fig 1). Having completed this start laying the turf in the opposite direction (fig 2). If the turf overlaps at the end it should be cut off and used to commence the next row across. Having laid the first row, lay further rows by standing on a plank laid across the turf (fig 3). Any badly broken turf should be set aside and used for patching.

When turf is laid during dry, warm weather, it should be soaked with water every evening until the lawn is well established. (Make sure the water has penetrated right through the turf into the soil below.)


If at any time cracks or brown patches appear in your lawn, this is a sign of insufficient watering and should be remedied immediately.

Once the lawn is completed it should not be walked on or used until it has been rolled (approximately 10 days after laying).

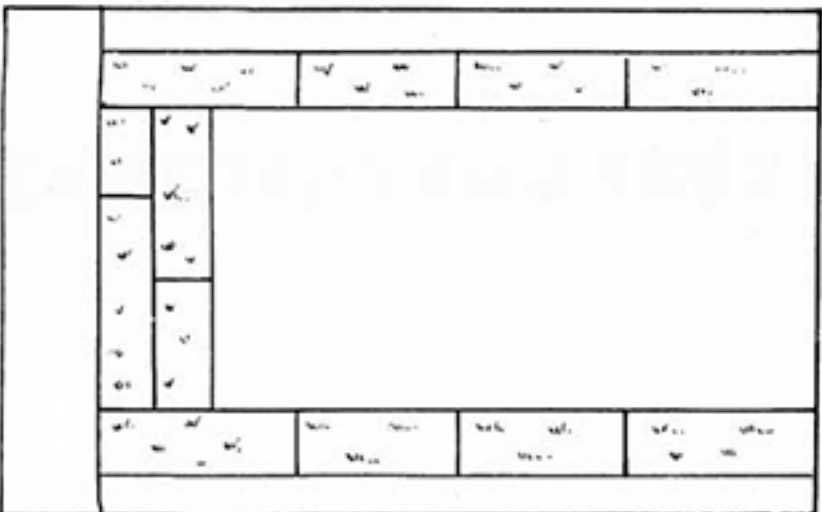
NB: When laying lawns of round or irregular shape it is easiest to lay the outer edge first and then fill in the middle as above.



**Fig 1**



**Fig 2**



**Fig 3**

# CARING FOR THE LAWN

The best and cheapest approach to a weed free lawn is good management. A thick, healthy sward created by regular, but not keen, mowing and suitable fertilizer treatments resist invasion and spread of weeds. Your turf will have been fully weed treated prior to delivery, but some species of weed may take a further week or two to die off. Any odd weeds which survive the treatment should be eradicated by spot treatment with a proprietary weed killer.

Sprinkling sand on your lawn will encourage the finer grasses and discourage the spread of weeds.

## Fertilizer Treatment

Many lawns are maintained in reasonably good condition for years without any fertilizer treatment at all, but there are undoubtedly many which would benefit from a little plant Property of Avon Turf

Often, this can be met by simply applying an occasional dressing of Sulphate of Ammonia at half an ounce per square yard, mixed with four ounces of screened soil or sand and soil.

THIS LEAFLET IS DESIGNED FOR YOUR  
CONVENIENCE, BUT SHOULD YOU HAVE ANY  
QUERIES WHICH IT FAILS TO COVER,  
PLEASE DO NOT HESITATE TO CONTACT US.